



SpookTACULAR

Activities





Created by:

Sara Kerr

Clipart Copyright

Scrappindoodles.com

It`s Nothing to BOO at

Directions:

It is like memory. Flip all the ghosts upside down and take turns flipping them over to make a match. If you make a match you keep those cards. The person with the most cards at the end wins!

(working with oo` words)












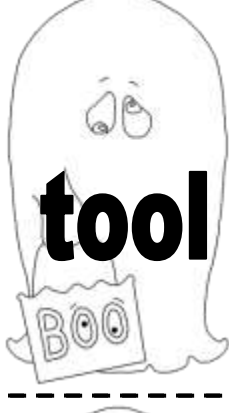
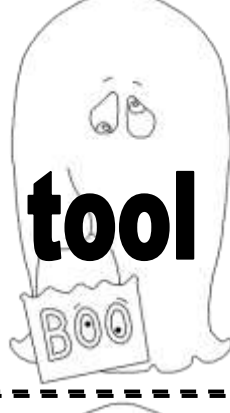







Nothing to BOO at!

Nothing to BOO at!

It`s Nothing to BOO At!



Teacher instructions: Cut and laminate the cards below

 <p>food</p>	 <p>pool</p>	 <p>pool</p>	 <p>spoon</p>	 <p>spoon</p>
 <p>hoot hoot</p>	 <p>boot</p>	 <p>boot</p>	 <p>stool</p>	 <p>stool</p>
 <p>hoot</p>	 <p>tool</p>	 <p>tool</p>	 <p>cool</p>	 <p>cool</p>
 <p>food</p>	 <p>too</p>	 <p>too</p>	 <p>spook</p>	 <p>spook</p>

Which, Witch

Directions:

Take a playing card. Turn all the game pieces upside down. Take turns turning over a card. If you have the homophone for that word on your game board cover it up!

Which, Witch (homophones)

Which, Witch (homophones)

Which, witch

(homophones)



write	son	witch
here	flour	male
ate	sew	dear

ate	sale	write
flour	witch	sew
dear	male	hair

dear	sew	flour
male	hair	son
sale	witch	ate

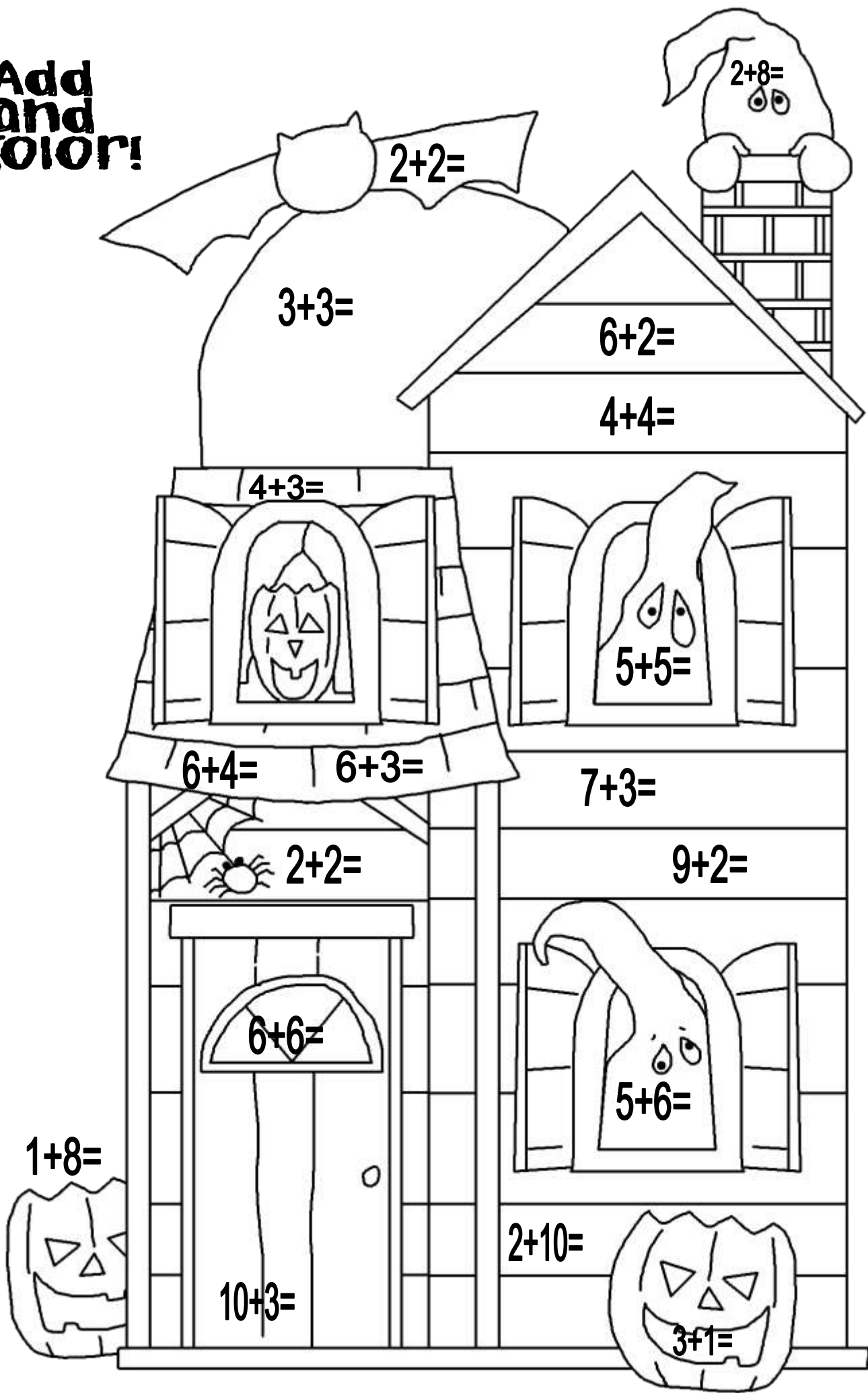
here	aunt	write
son	hair	flour
dear	witch	sew

write	ate	sew
here	male	flour
sale	son	dear




Teacher instructions: Cut out all the game pieces and the game boards. Laminate All. Place bingo chips in with this centre

**Add
and
color!**



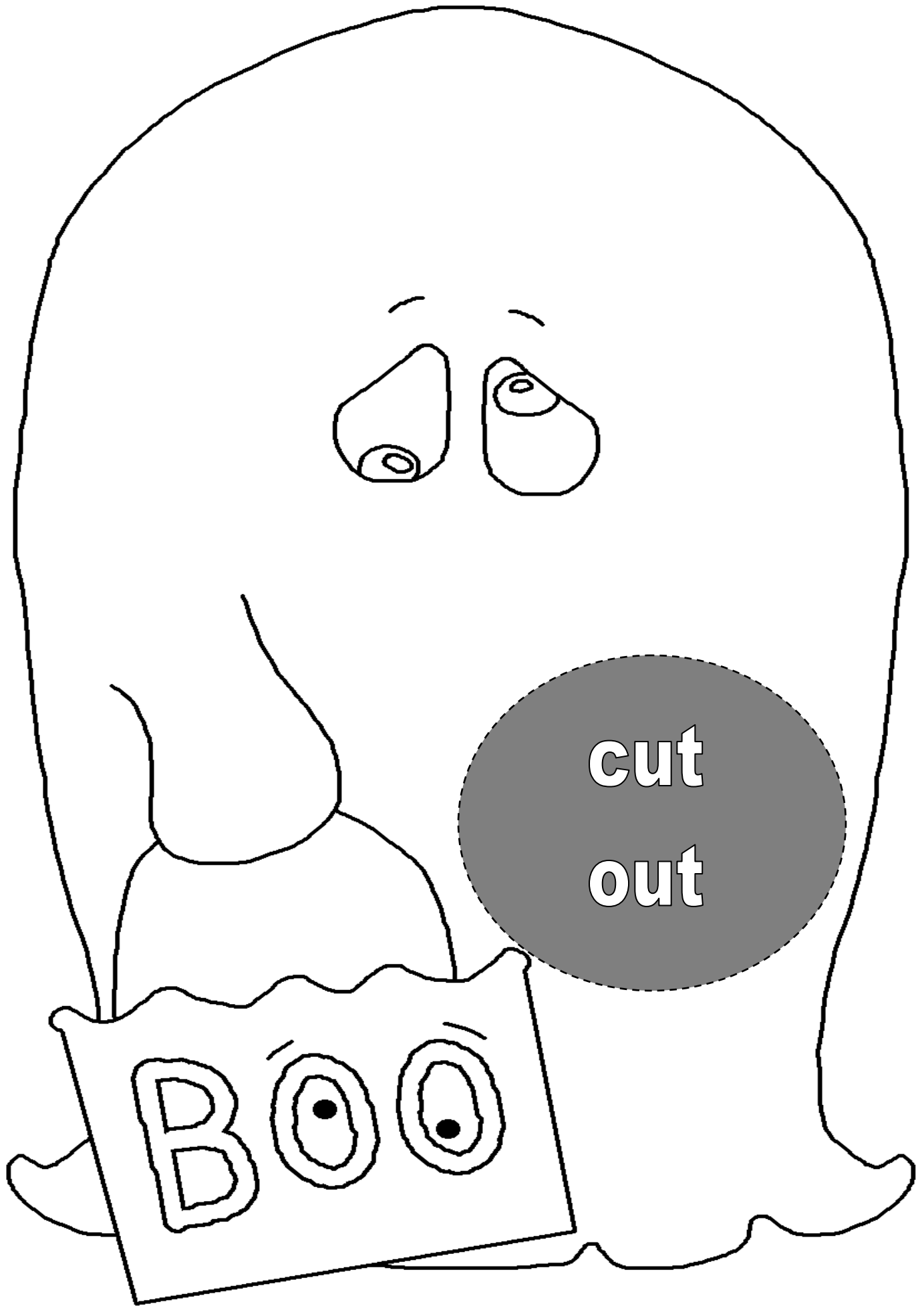
Haunted House Art



Haunted House Art

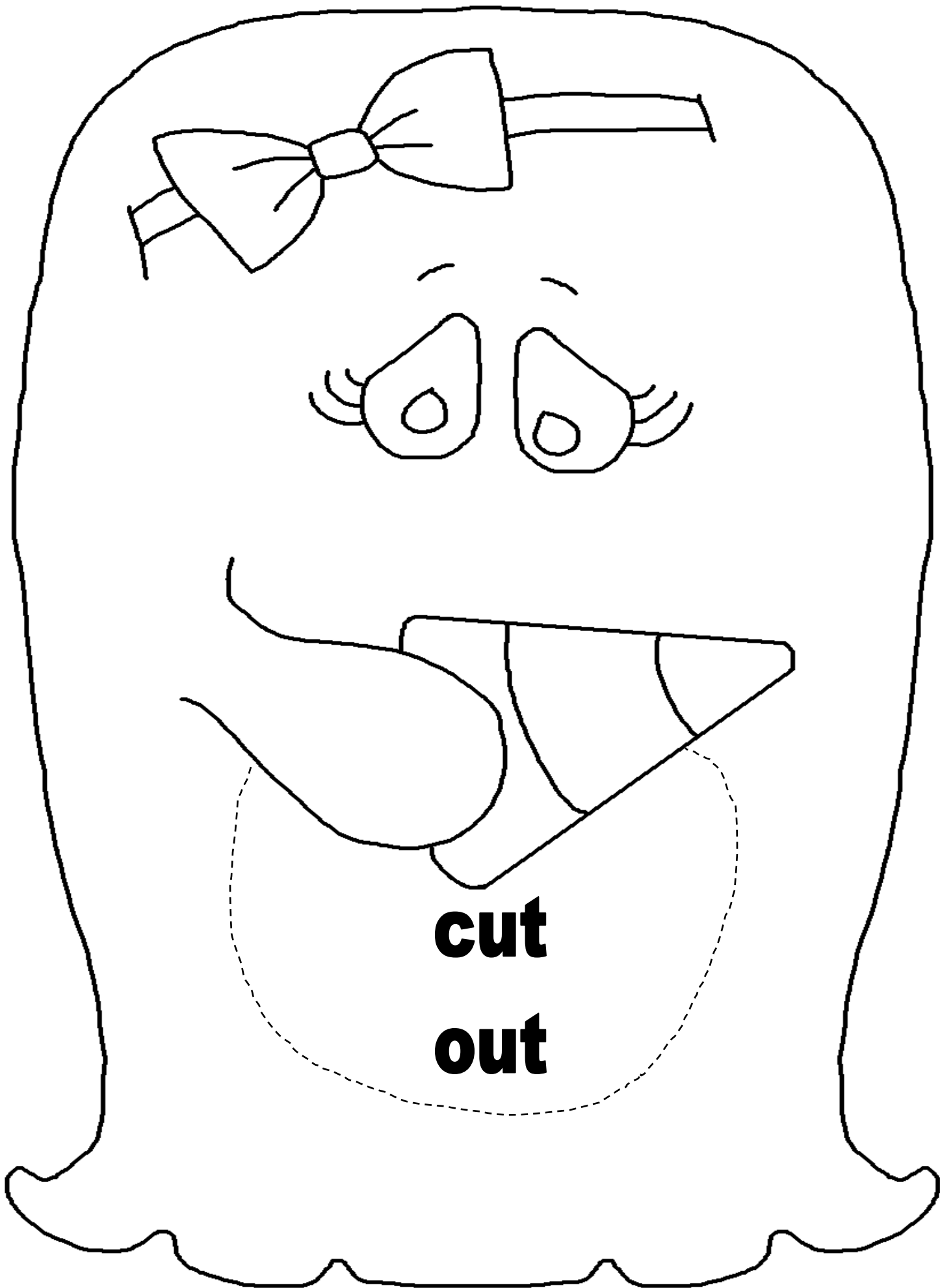
Cut out the haunted house and carefully cut the windows/doors so that they can flip open. Glue the house onto a sheet of white paper and draw in scary Halloween creatures. Post up all the houses on a bulletin board and take time to look behind all the doors and windows!





cut
out

BOO



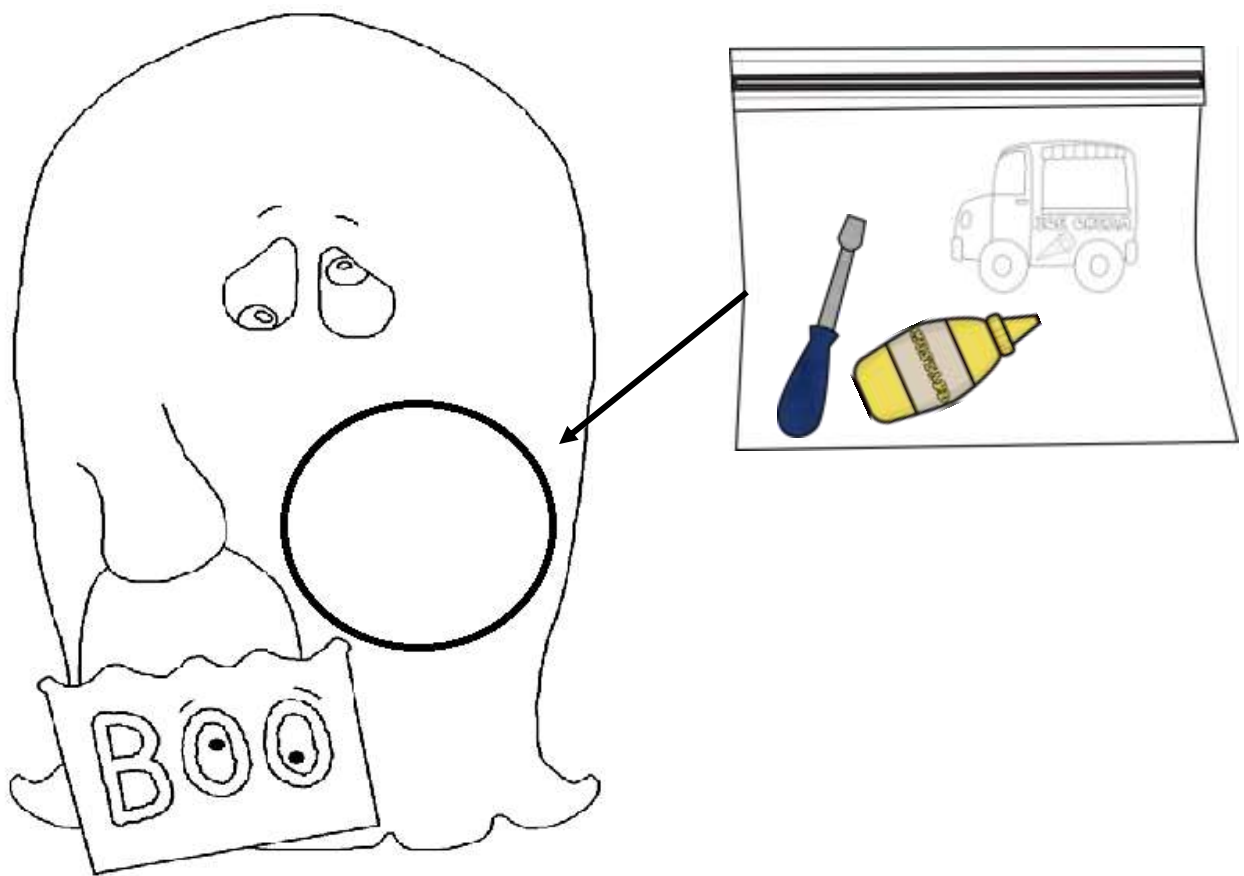
**cut
out**

GHOST SNACKS ART!

Ever wondered what a Ghost eats on Halloween night?

Using a sealable plastic bag, place small treasures inside. Then 3 table spoons of clear glitter glue or clear finger paint jell. Seal and squish around. Then tape behind the hole you cut out in the ghosts belly!

*** It is best not to use anything that will go mushy when wet!






*Spooktacular
Writing
Activities!*

Draw Me a Bat

Words I can use:

bat sleep
black cave
nocturnal rodents
mice fangs
upside down sharp teeth
fly fruit
hunt fur
hang


I Can Draw a _____

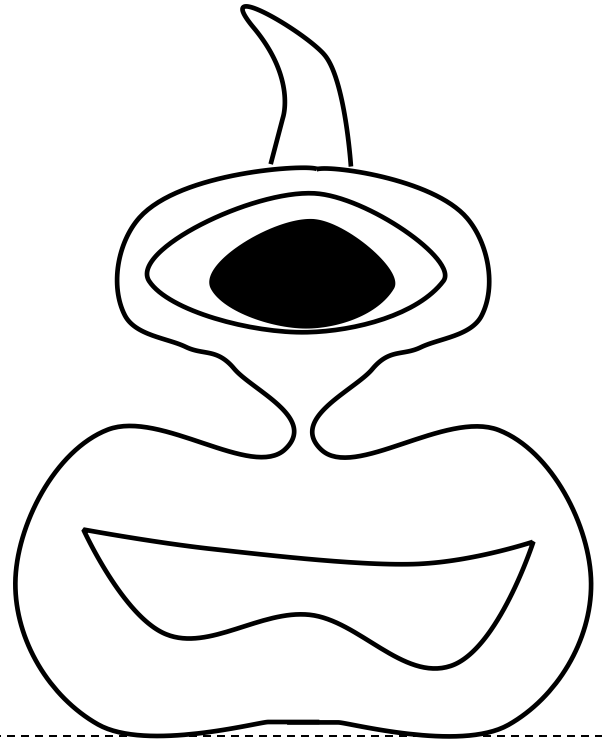
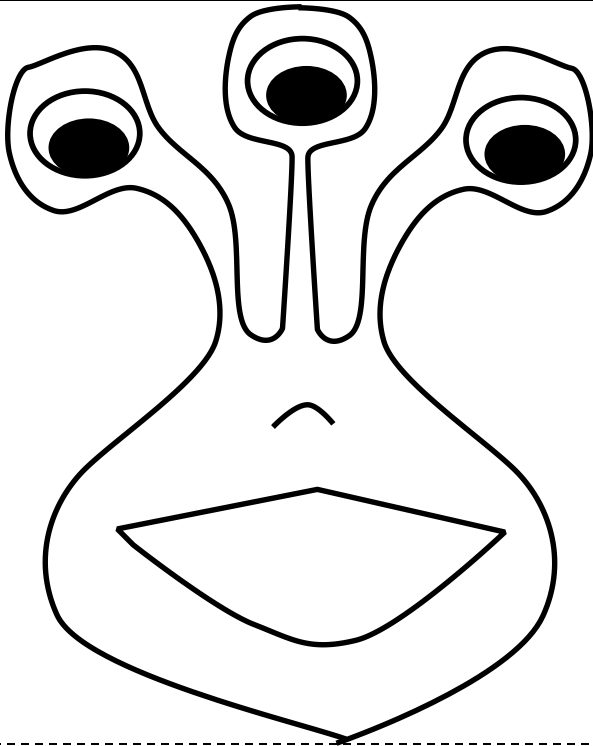





A Monster of a Story!

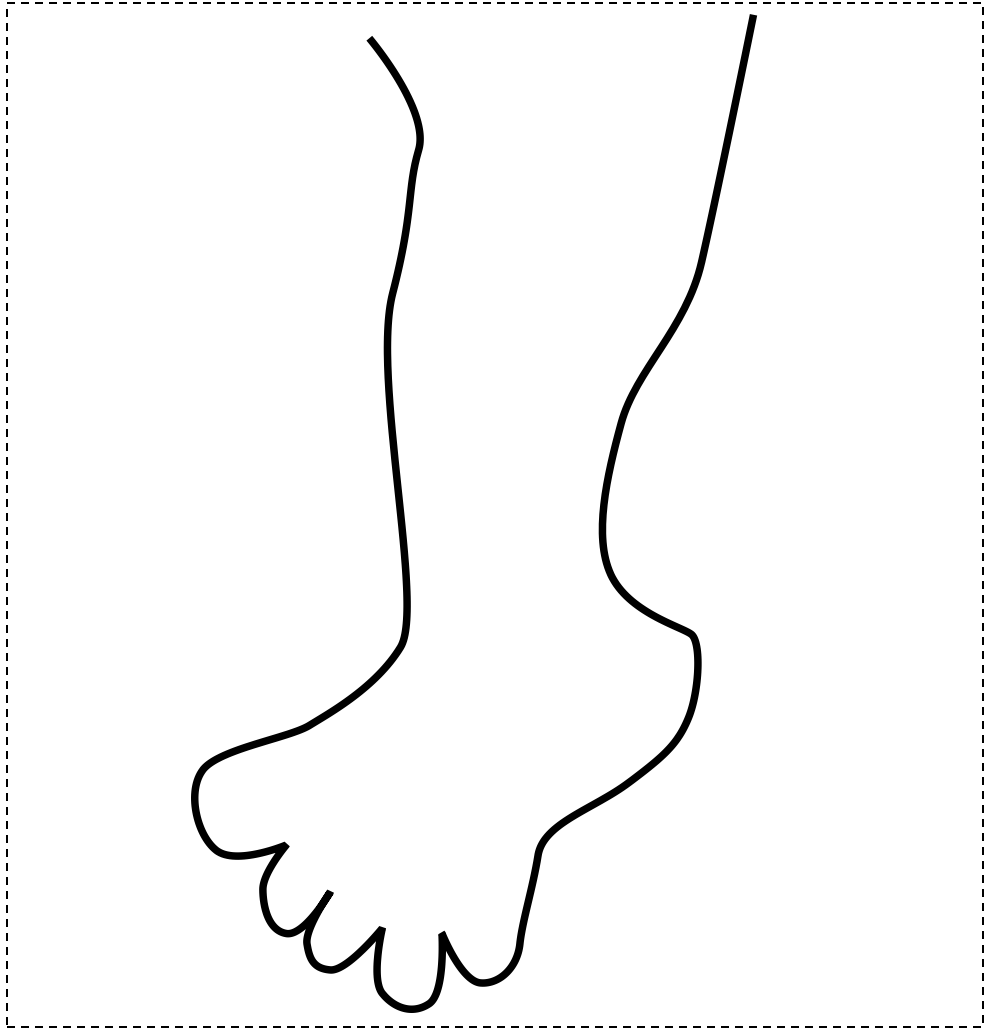
Cut and paste the pieces to make a creature! Color, then fill in the sheet below!

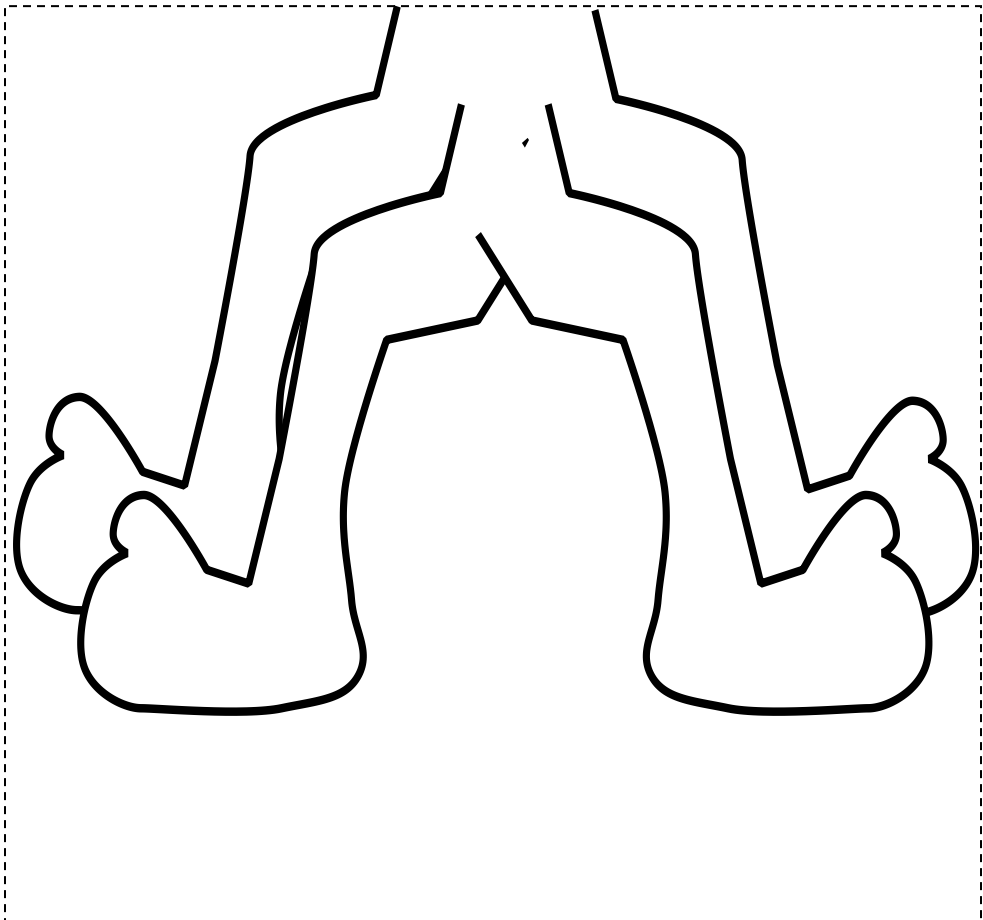

Be CREATIVE!!!!











My Monster: _____

My monster has

My monster is

My monster can

My monster eats


My Monster!

Handwriting practice lines consisting of multiple sets of horizontal lines. Each set includes a solid top line, a dashed middle line, and a solid bottom line, providing a guide for letter height and placement.

SPOOK-TACULAR WRITING PROMPTS!



<p>I looked through the trees and through the fog I could see...</p>	<p>It was Halloween night, and I peeked out my front window. Just then I heard a crash behind me...</p>
<p>I walked carefully through the graveyard, but as I looked behind me...</p>	<p>We were trick or treating when we came to a very old house. We knocked on the door and...</p>
<p>Creak....Crack.... The sound came closer and closer.....</p>	<p>I usually could not wait for Halloween, but this Halloween was different...</p>
<p>The black cat crossed in front of us. It disappeared into the trees. We decided to follow it...</p>	<p>We decided to play a joke on our friends this Halloween night so...</p>
<p>There were mummies, ghosts, vampires and even skeletons...</p>	<p>I felt someone touch my arm! I turned around to see...</p>
<p>The pumpkin glowed in the moon light. It seemed to be smiling at me. Just then...</p>	<p>Today we were having a party at school. I was so excited but when I opened the classroom door...</p>
<p>It all started with a knock on the door...</p>	<p>I woke up really excited for Halloween, but when I looked in the mirror...</p>




Handwriting practice lines consisting of multiple sets of three horizontal lines: a solid top line, a dashed middle line, and a solid bottom line.




SPOOKTACULAR

Handwriting practice lines consisting of multiple sets of solid top and bottom lines with a dashed middle line.



SPOOK-TACKULAR

WORD SEARCH



halloween

ghost

boo

goblin

mummy

witch

spells

treats


candy

moon





































































skeleton

vampire

pumpkin



100's Chart Ghost Blaster

1	2		4				8		
		13		15		17			
21					26				30
	32	33					38		
			44		46	47			50
51					56			59	
		63					68		
	72		74			77			
81	82			85	86			89	
						97	98		


Directions: Start at 1. Player one rolls the dice and moves that many spaces in any direction they choose. The objective of the game is to cover the ghosts. If you land on a ghost use a colored marker to write in the number. The player with the most ghost s blasted at the end wins.


Spook-tacular Word Making




2 letter words	3 letter words	4 letter words	5 letter words	6 letter words

h a u n t e d
h o u s e











Directions: Below are labels to tape onto the outside of sealable plastic bags. You will need pumpkin seeds. Enough for one for each letter on the front of the label. You will need a permanent marker to print one letter on each seed. Students then use the seeds to make words!


They love this activity!

(If students are allergic to pumpkin seeds, I have also provided paper ones you can use instead)



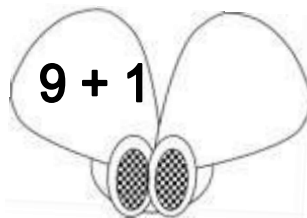
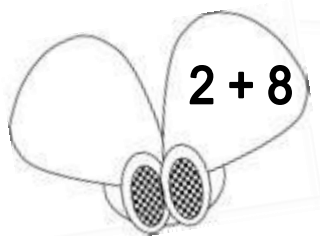
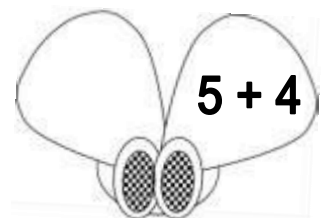
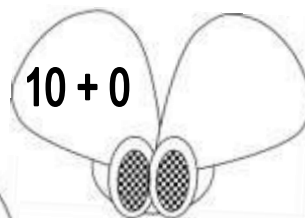
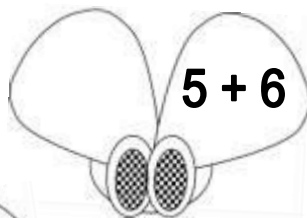
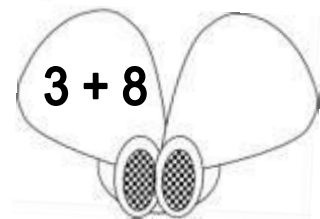
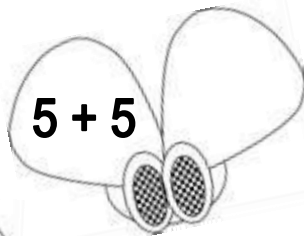
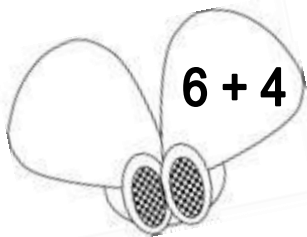
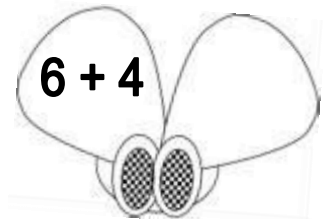
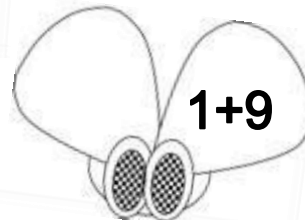
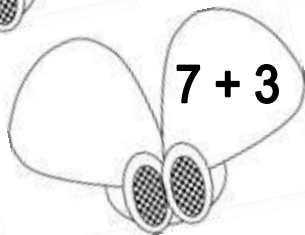
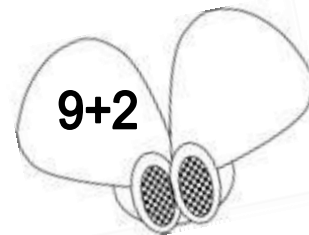
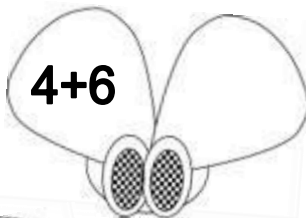
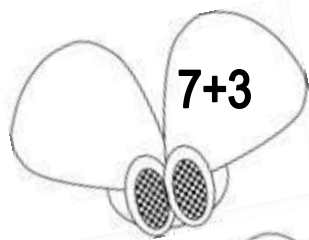
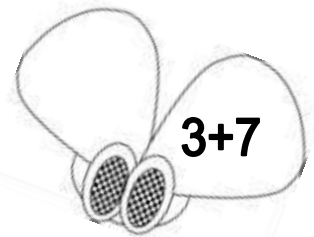
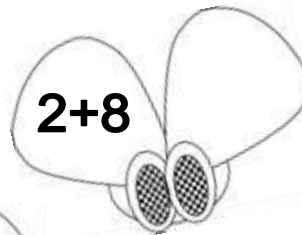
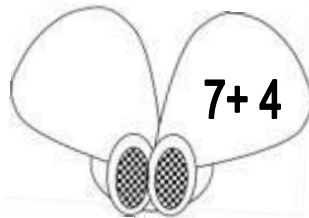
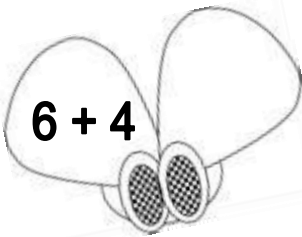









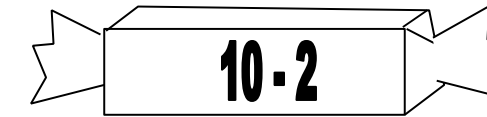

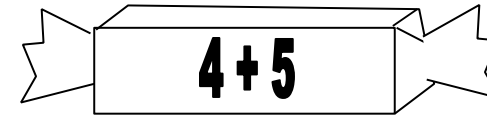
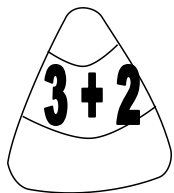
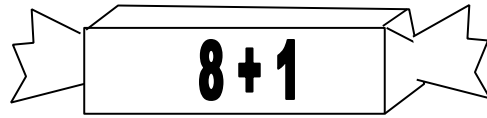
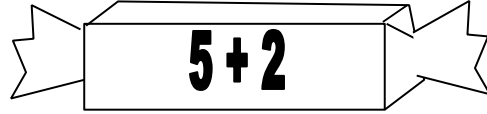
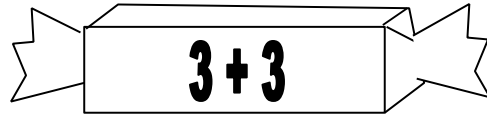
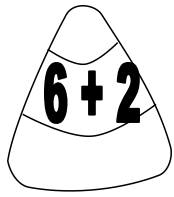
Fly Catch!

Directions: color in all the flies whose sum is 10



Candy Sort






Directions: Cut and paste the candy into the correct bowl according to their sums/differences

The Beginning of Halloween

Halloween began a long time ago as a celebration of the end of summer. People thought that on October 31, the supernatural such as monsters, ghosts, and mummies, could walk with people. Some people were scared so they dressed up to look like the creatures.



Some people put food at their door to attract good spirits or to give the evil spirits so they would not come in.

Today we still celebrate Halloween, but for fun and to go trick or treating!

Comprehension:

1. A long time ago Halloween was a celebration of

2. Why did people dress up?

3. What does "supernatural" mean ?

4. Why do we celebrate Halloween today?

5. Did people trick or treat a long time ago when Halloween first began?

Draw a picture of what Halloween looked like long ago and what it looks like now.

Then	Now

The Ghost

(Tune of : The Ants go Marching)

The Ghost goes sneaking 'round the room

Boo! Boo!

The Ghost goes creeping past its tomb


Boo! Boo!

The Ghost goes flying through the wall;

But that's not the scariest part of all...

The ghost is sneaking behind you!

And.... **BOO!**



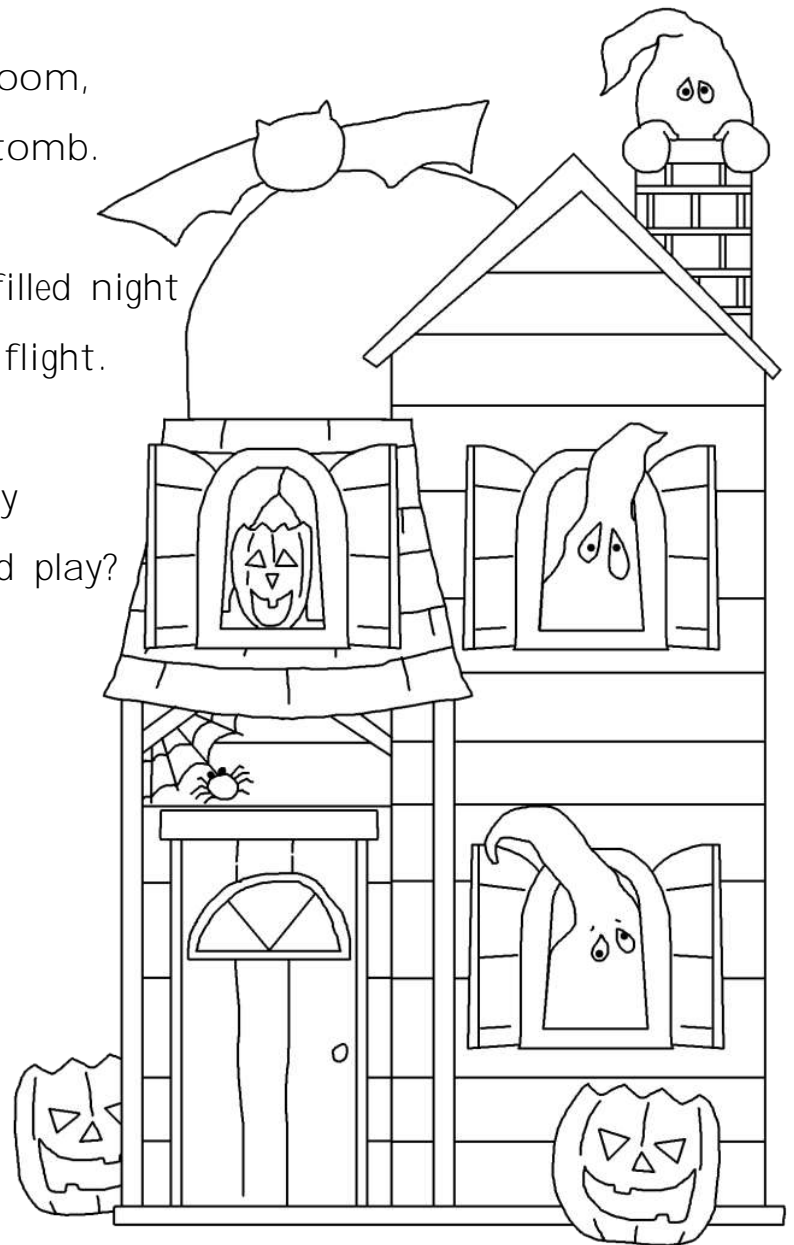
Haunted House

Monsters living under floor,
Ghosts peaking from behind the door.

Black cats running around the room,
Mummies coming out of their tomb.

Pumpkins glowing in the moon filled night
as vampire bats decide to take flight.

A spooky place to come and stay
So Wont you please come in and play?



Ghosts in the Graveyard

(To the tune of : "Wee Willie Winky")

Three little ghosts, sneaking through the graves.

In between and all around looking to scare.

Rapping on the tombs, and stirring up a fright.

"Are you ready? It's Halloween Night!"



Write your own poem!

(ABAB)

Fright/ night/white/flight/fight

Witch/ ditch

Scary/ hairy

House/mouse

Bat/cat/sat/mat/ hat

Cape/escape

Brew/stew/chew/flew

Spell/ smell/tell

Play/stay

Black/crack/track

Creep/sleep/ peep

Sneak/peek/leak/weak


Vampire/wire

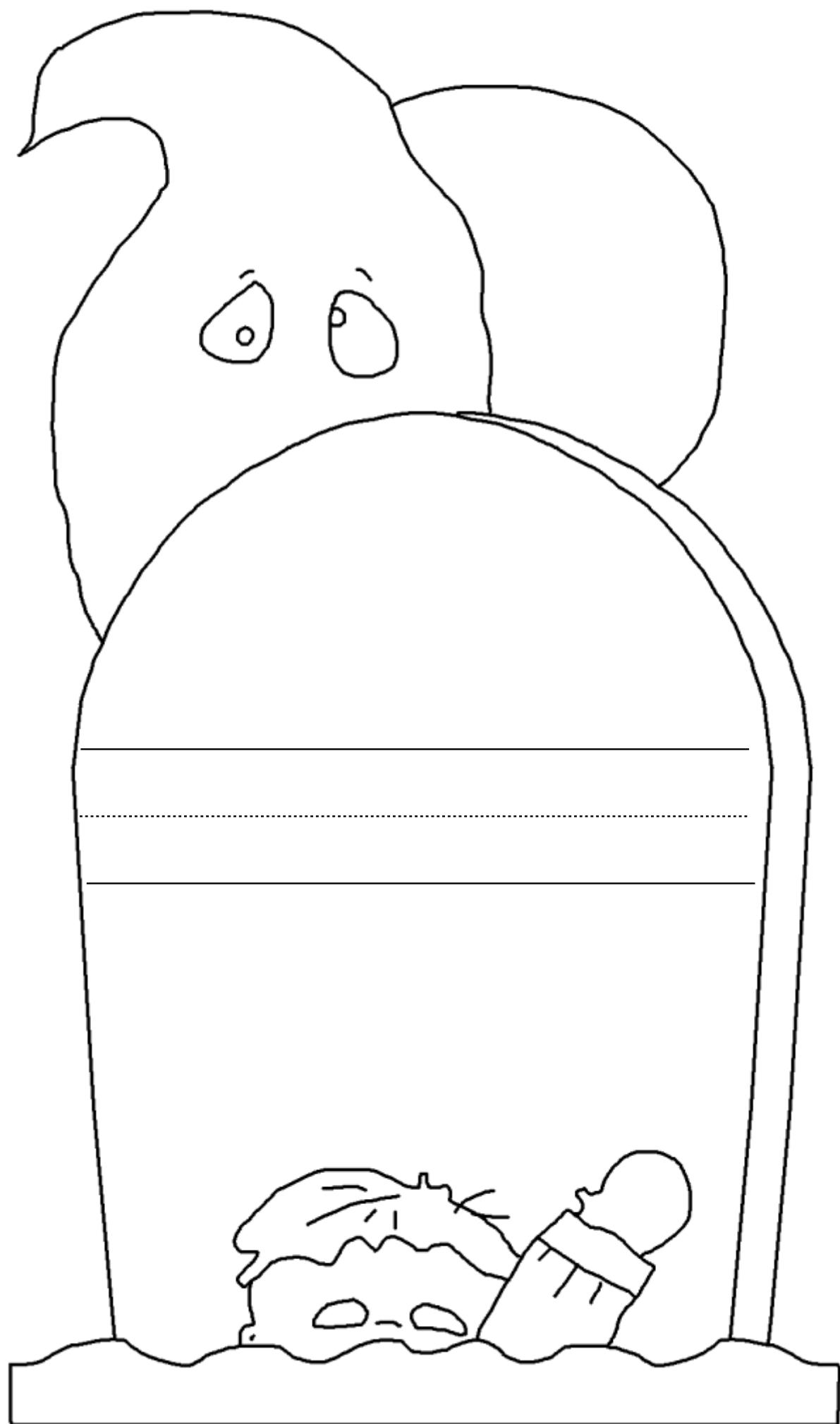
Pumpkin/skin/fin/win

Treat/feet/meet/heat

Monster/lure

Scream/dream







Math Memory cards

Cut the cards out and match the pictures to the numbers









Happy Halloween

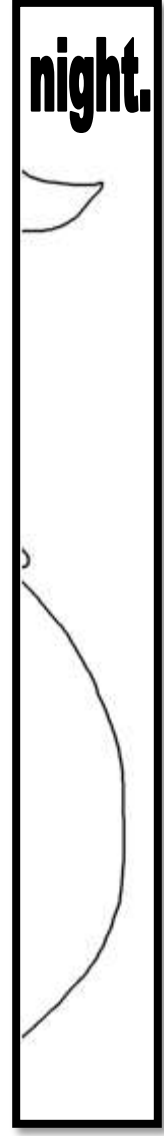
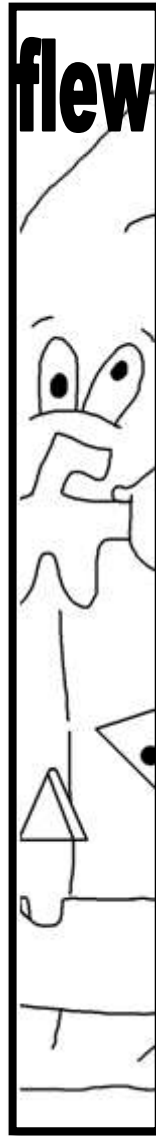

H	A	L	L	O	W	E	E	N
S	E	L	L	P	K	N	U	C
G	P	U	M	P	K	I	N	A
H	S	O	K	M	N	T	W	T
O	G	H	O	S	T	I	I	O
T	C	H	U	K	A	W	T	J
C	M	U	M	M	Y	U	C	K
A	D	E	T	N	U	A	H	U
N	H	S	P	E	L	L	G	H
T	R	E	I	A	E	R	S	P
T	R	E	A	T	H	Y	R	T

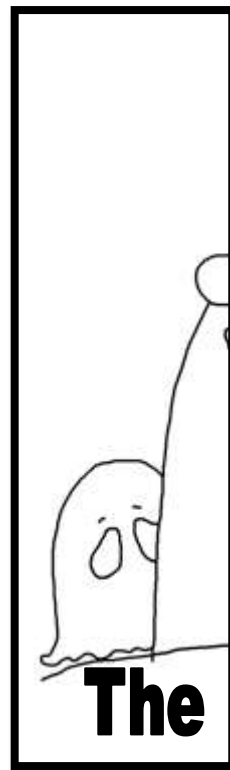
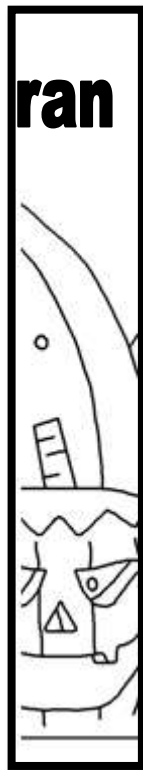
Halloween pumpkin cat witch treat

Spell ghost spooky haunted mummy







Build a Sentence







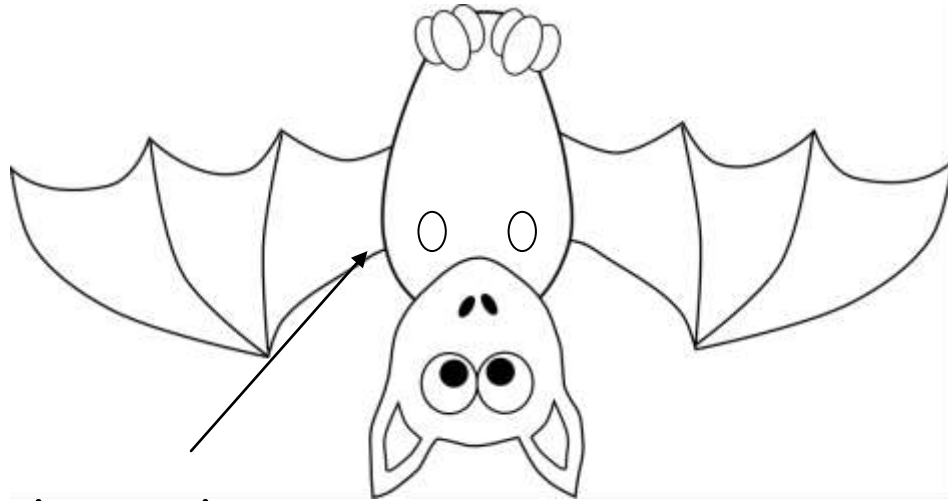
Place these in a learning center and students can build the sentences and paste to a piece of paper then color!

Flying bat craft



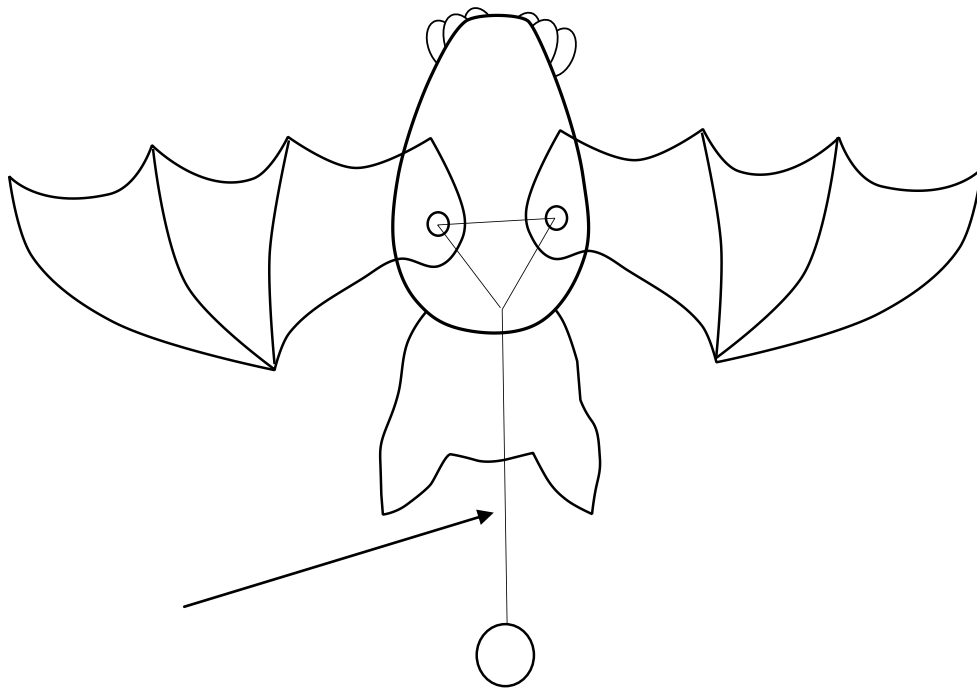


sample

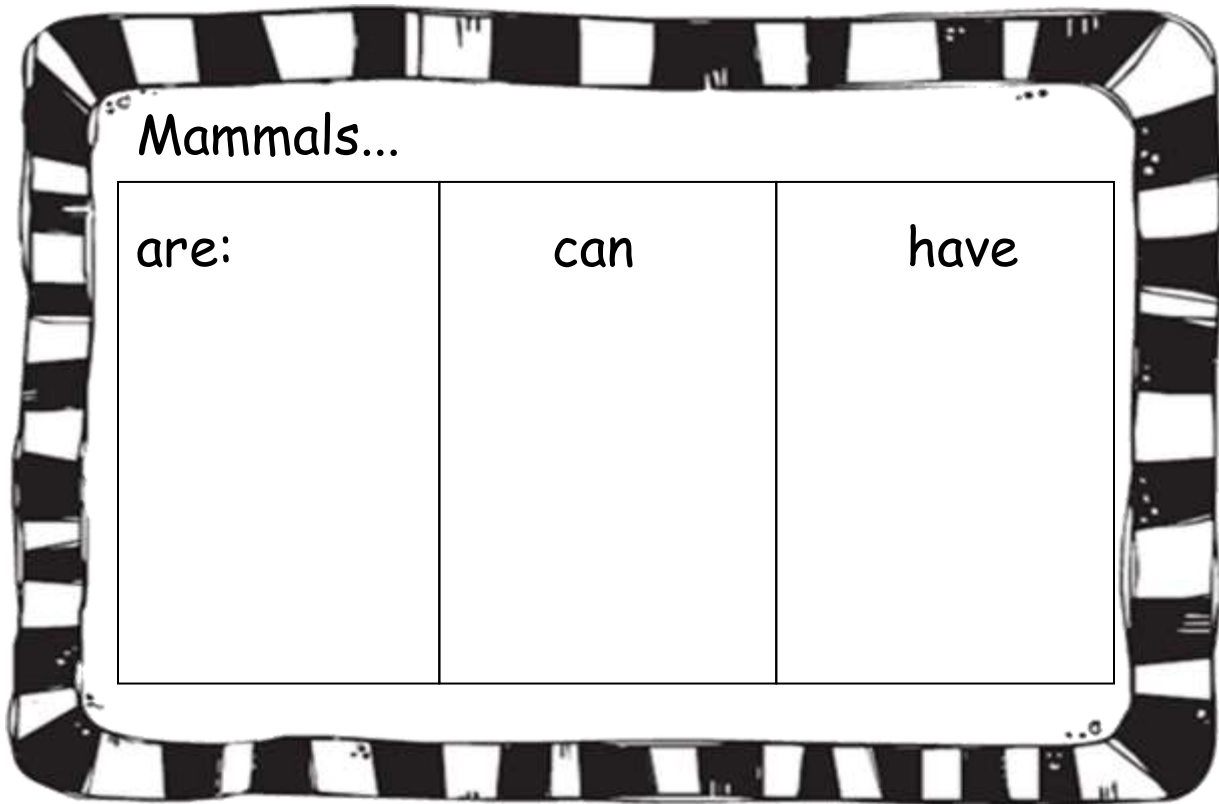
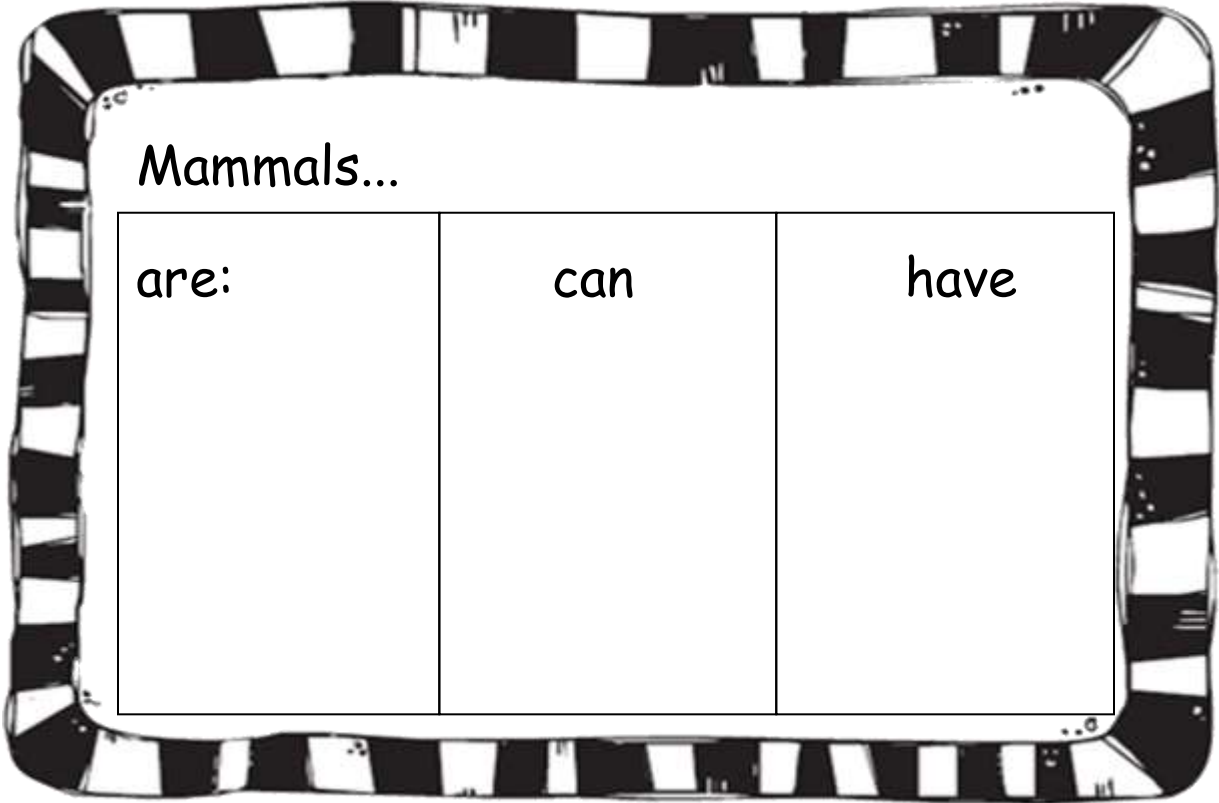



attach wings using


a brad





String through the holes in the wings. Attach a pom-pom to the end. Pull the wing to make it move. Hang the bats upside down on the bulletin board











Inserts for the above pages

When is Halloween?

When _____ .

When _____ .

When _____ .

And

When _____ .

We know it's HALLOWEEN!

The one above: - adjectives, noun, verb

(wicked, witch, wobbling)

Handwriting practice lines consisting of 12 rows of solid top and bottom lines with a dashed midline.

