








Even Odd sort

cut the cards apart.
sort all the even
numbers and all the
odd numbers.

use activity mats
provided to write
down even/odd
numbers from 1-30
and 31-99





















Put the  numbers in order
from least to greatest.



Put the    numbers in order
from least to greatest.



Put the  numbers in order
from least to greatest.


31-99




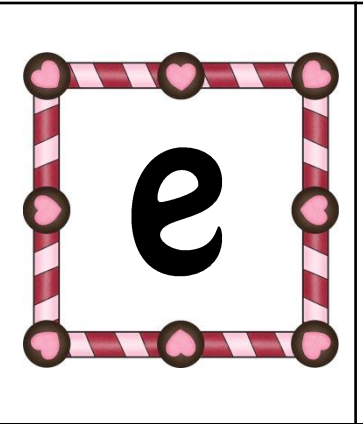









Put the  numbers in order
from least to greatest.

31-99

Valentine's Day Scramble

Cut apart the letters and laminate. Have students use the letters from the words "valentine's day" to create as many words as they can. Use the sheet provided to make a list. Included are 45 possible words students can make.



 <p>v</p>	 <p>a</p>	 <p>l</p>	 <p>e</p>	 <p>n</p>
 <p>t</p>	 <p>i</p>	 <p>n</p>	 <p>e</p>	 <p>s</p>
 <p>d</p>	 <p>a</p>	 <p>y</p>		

WHAT **W**ORDS **C**AN **Y**OU **C**REATE **F**ROM **T**HE **L**ETTERS
IN **V**ALENTINE'S **D**AY?

SOME **P**ossible **A**NSWERS

is	end	tide	tie	lie
it	lane	save	van	ad
as	yes	line	lady	tin
at	in	set	and	date
ten	sale	sit	any	late
say	vent	dive	sent	lane
vet	tale	see	dent	vet
lean	tail	sea	site	tan
lend	yet	tee	let	said



LOVE IS...

LOVE LOOKS LIKE...

LOVE IS...



Long and Short i Rhyming Word Sort

Students sort the long i and short i cards into groups that rhyme. When they are done sorting, they can practice sounding out and reading the cards.




















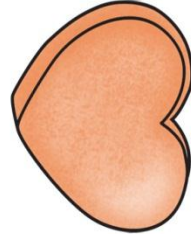
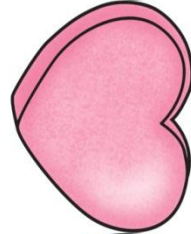
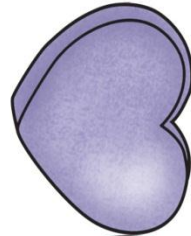
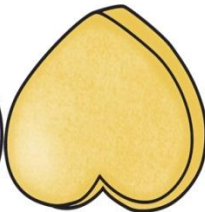
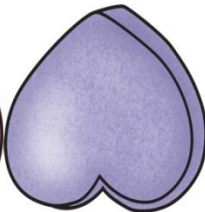
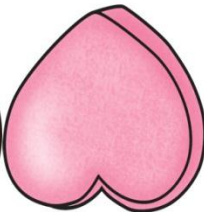
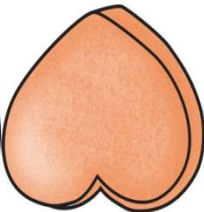
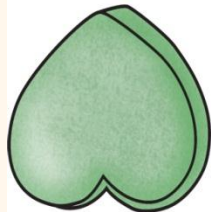
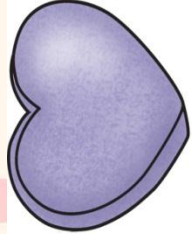
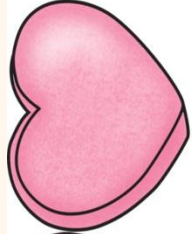
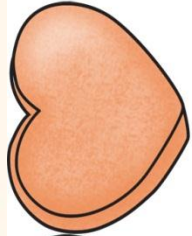








Contraction Match Up

Match the monkey holding the contraction to the monkey that holds the two words that make up the contraction







can't




don't




won't




aren't




haven't




couldn't




wouldn't




isn't




I've




you've




we've




they've




she'll




he'll




we'll




I'll




cannot




do not




will not




are not




have not







could not




would not




is not







she will



he will



we will



I will

GRAPHICS FROM...



CHECK OUT OUR BLOG FOR MORE FUN AND
CREATIVE TEACHING IDEAS!

[K1teachingbesties.BLOGSPOT.COM](http://k1teachingbesties.blogspot.com)